


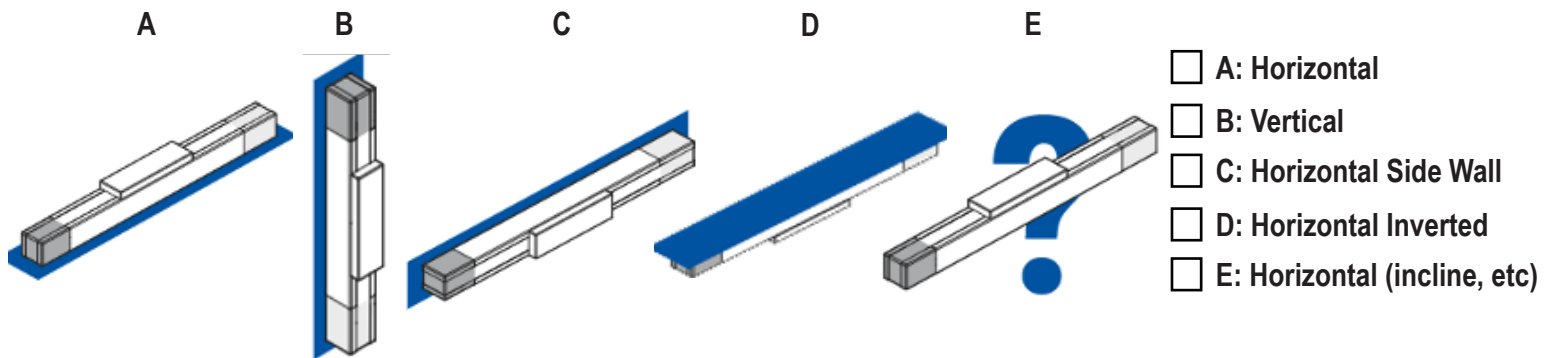
ACTUATOR DATASHEET



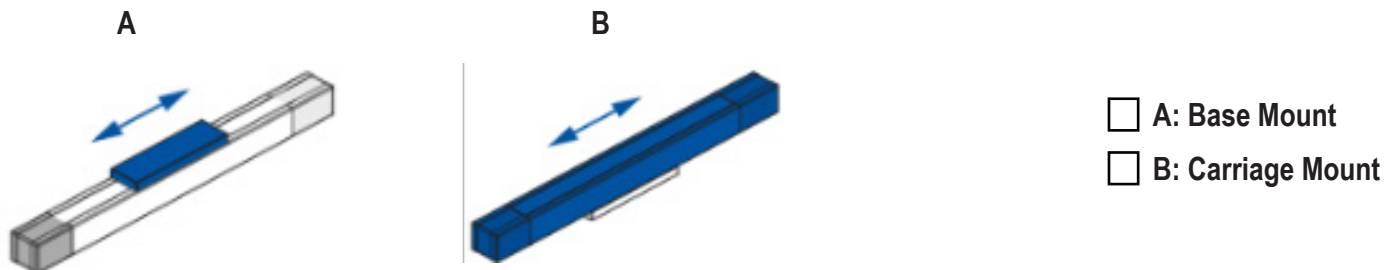
CUSTOMER INFORMATION

Company:		Contact:		Email:	
Sales Rep:		Title:		Phone:	

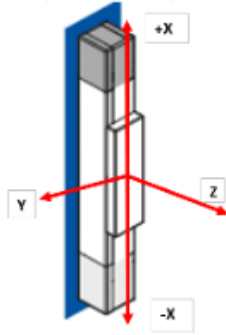
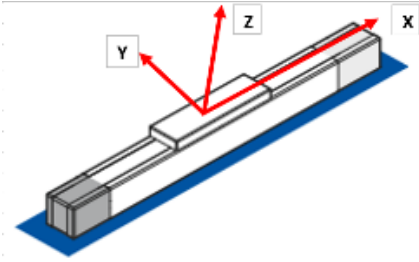
ORIENTATION



MOUNTING STYLE



LOAD, LOCATION & ADDITIONAL PROCESS FORCES



Load (Kg or lbs):

Location:
(mm or in)

X:

Y:

Z:

Process
Forces

Force:

X:

Y:

Z:

APPLICATION INFORMATION

Speed: mm or in

Travel: mm or in

Precision/Repeatability:

Sensors:

Move Profile:

Duty Cycle:

Environment:

Motor Mfg & Part #:

Motor Orientations:

APPLICATION NOTES